

Small/Big Tote

by *Laundry Basket*



Supplies

- Print One:** one yard
- Print Two:** ¼ yard
- Background:** 1¼ yards

Cutting

Print One: Big Tote, Handles & 12" block:

- Big Tote: 1-20" x WOF
- Handles: 3-2½" x 21"
- 12" block:
- 2-4¼" x 4¼" cut twice diagonally
- 4-2⅜" x 2⅜" cut once diagonally

Print Two: 12" block accent & Binding

- 12" block:
- 2-4¼" x 4¼" cut twice diagonally
- 1-3½" x 3½"

- Binding:
- 1-2½" x WOF

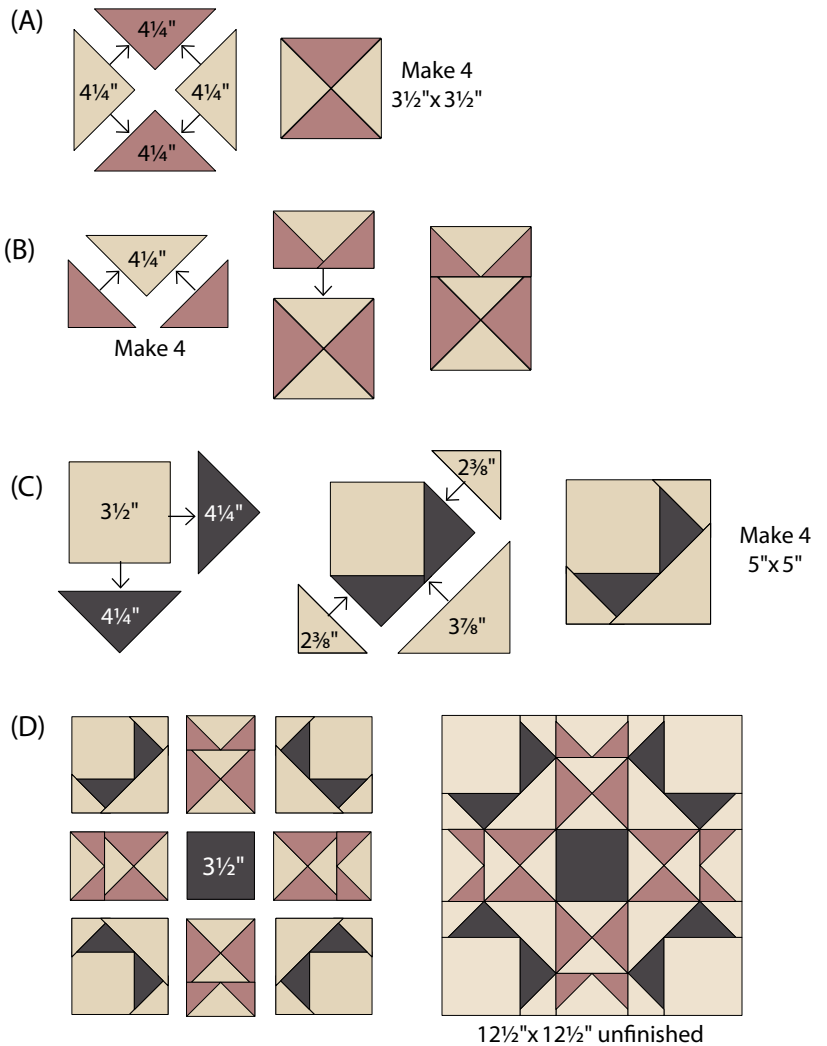
Background: Small Tote & 12" block,

- Small Tote:
- 1-22" x 35" (Tote backing)
- 2-3" x 12½"
- 1-3" x 18½"
- 1-18½" x 18½"
- 12" block:
- 3-4¼" x 4¼" cut twice diagonally
- 2-3⅞" x 3⅞" cut once diagonally
- 4-3½" x 3½"
- 4-2⅜" x 2⅜" cut once diagonally

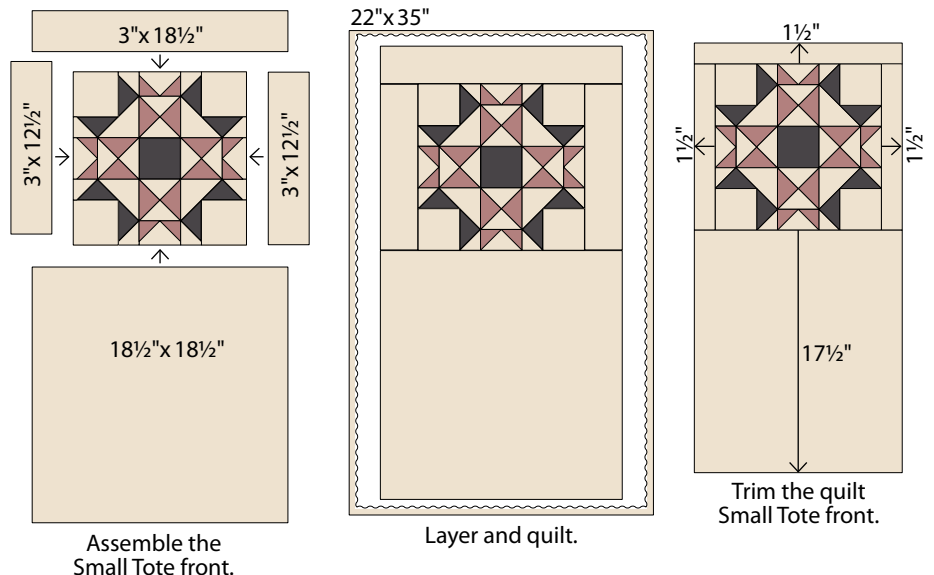
moda
MODAFABRICS.COM

Construction

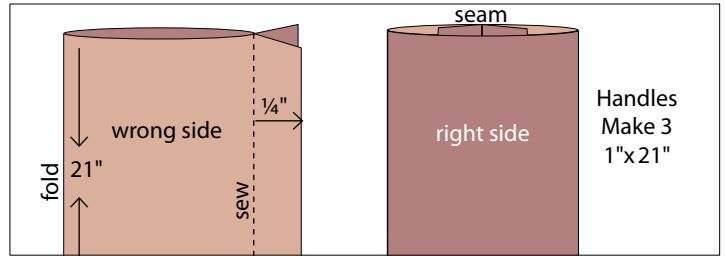
1 12" block for the front of the Small Tote: Assemble the block as shown.



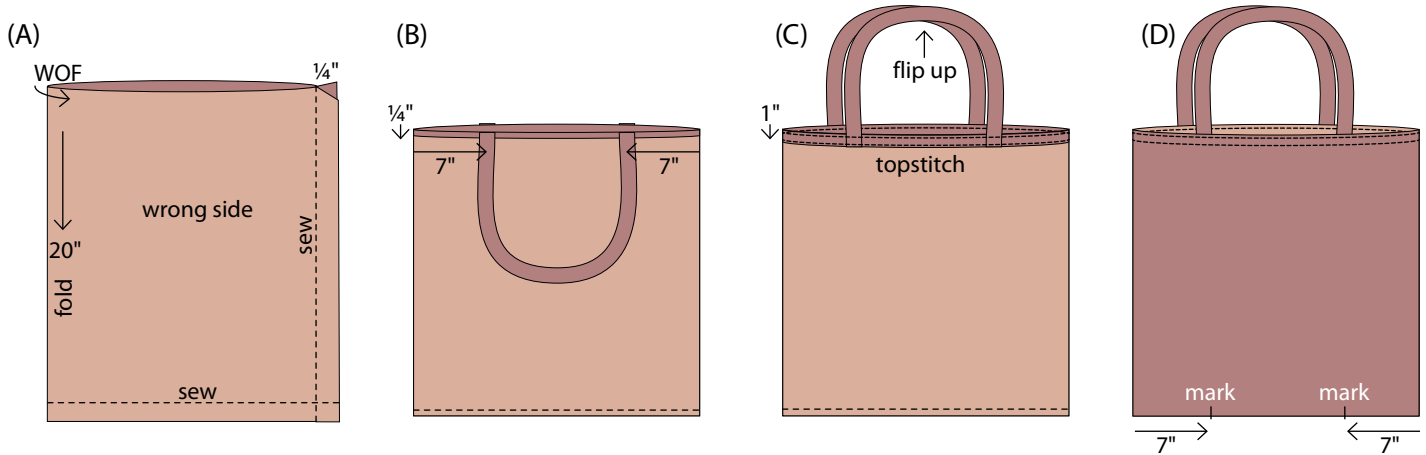
2 Assemble the Small Tote front. Layer, quilt and trim.



- 3 Handles:**
 Fold 1-2½"x21" handle in half *right sides together*. Sew a ¼" seam. Turn right side out. Center the seam on one side of the handle. Press. Make 3.



- 4 Big Tote:**
 (A) Fold the 20"x WOF Big Tote in half *right sides together*. Sew a ¼" seam along the side and bottom.
 (B) Fold the top of the Big Tote over ¼". Press. Stitch a Handle to *each side* of the Tote, 7" away from each side.
 (C) Fold the top of the Big Tote over 1", press. Flip the Handles up, then topstitch.
 (D) Turn the Big Tote right sides out. Mark 7" from each side on the Big Tote bottom.



- 5 Small/Big Tote assembly:**
 (A) Find the center back of the Small Tote. Center the Big Tote on the Small Tote and stitch between the marks on the center line.
 (B) Fold the the Small Tote in half, right sides together, stitch the sides using ¼" seam.
 (C) Flatten the bottom of the Small Tote as shown, then stitch each end to square the bottom.
 (D) Turn the Small Tote right side out. Fold the Big Tote down into the bottom. Pin a Handle to the sides of the Small Tote then bind the top. Time to go to the fabric shop!

